



UNIVERSITEIT
GENT

fedasil
FEDERAL AGENCY FOR THE
RECEPTION OF ASYLUM SEEKERS



MODULE 12

Dangers on the Internet



Dangers on the Internet



1. Types of Internet scams

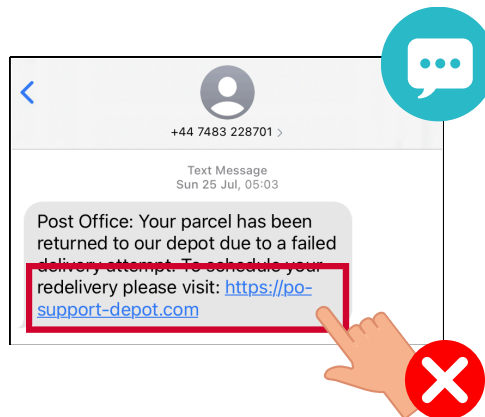
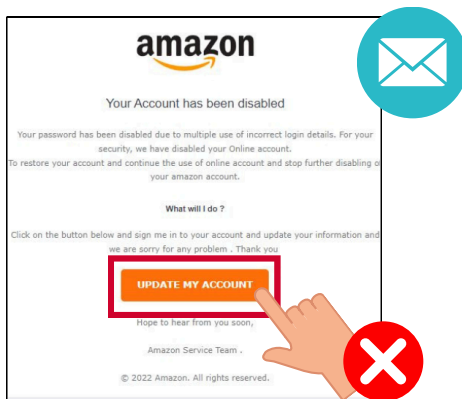
When surfing the Internet, we can be the target of scams. These “phishing” techniques are used to retrieve your personal and banking data by **email, SMS or phone call**.

Here are some examples:

The fraudster pretends to be a famous brand and invites you to click on a fake link.

The fraudster pretends to be a delivery service and invites you to click on a fake link.

The fraudster pretends to be your bank and asks you to provide your account number.



1. **Never reply** to these fraudulent messages, **do not click** on the links, **do not open** the attachments and **do not communicate** any confidential data!

2. **Report this message as “spam”** to block the malicious sender's address and ensure greater security for your account.

Delete this message

Block "IFTTT"

Report spam

Report phishing

Show original



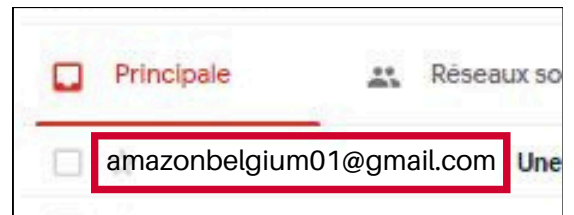
Dangers on the Internet



2. Identify scam attempts on the Internet: tips

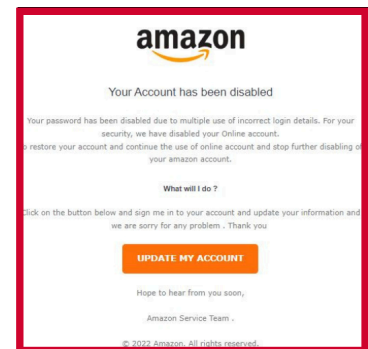
1. Check the sender's email address:

Check that the email address is identical to the one used previously by the same person and contains no spelling mistakes...



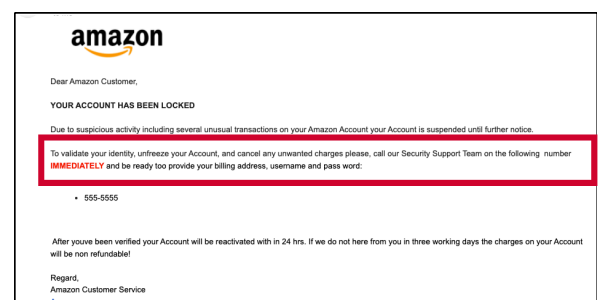
2. Check the email content:

Check that the email is correctly written and contains no spelling mistakes...



3. Examine the requested action:

An urgent online payment or an urgent request to click on a button/link are actions that should alert you.





Dangers on the Internet



3. Safe surfing on the Internet: tips

1. Go to **reliable** websites (with the icon to the left of the URL, "https"...) and the **official** websites of the services.



2. Create **secure** passwords (with capital letters, numbers, special characters, etc.) and **long enough**, (with at least 12 characters) **without ever sharing them**.



Enter your password


123456



Enter your password

SoPavillau16*!

3. Choose **different passwords** for each site. There are **safe applications** to remember them, such as "KeePassium".



Module 12 - Dangers on the Internet is now available on video !



[Click here](#) or scan the QR Code
below to watch it:





UNIVERSITEIT
GENT

fedasil
FEDERAL AGENCY FOR THE
RECEPTION OF ASYLUM SEEKERS



**You have completed
module 12 - Dangers on the
Internet**

