



UNIVERSITEIT  
GENT

**fedasil**  
FEDERAL AGENCY FOR THE  
RECEPTION OF ASYLUM SEEKERS



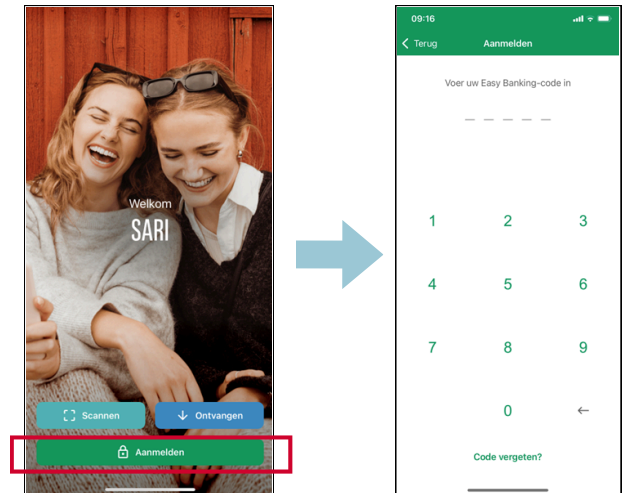
# MODULE 10

Online banking  
(Transferring money)

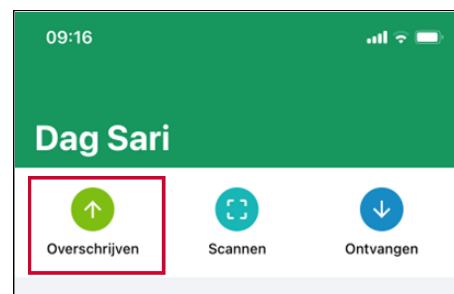


# Online banking

1. **Open** the banking app and **log in.**



2. Click on **“overschrijving”**.



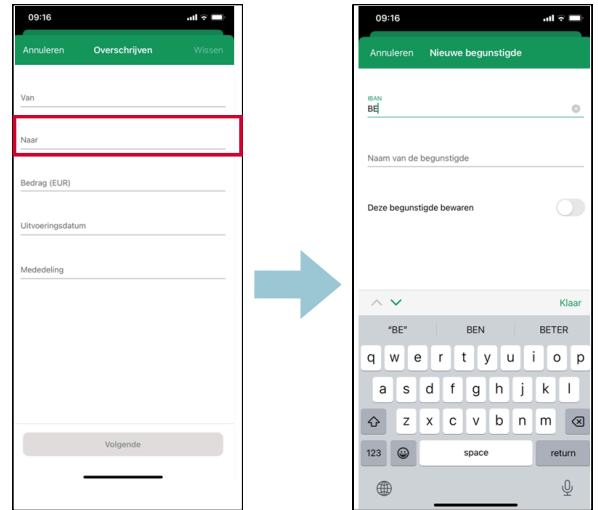
3. **Pick the account** you want to **transfer money from** (“van”= your account).



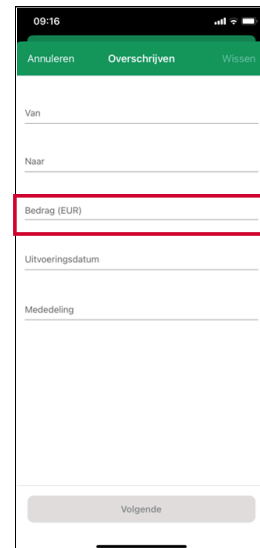


# Online banking

4. Type in **the account number (IBAN)** and name of the person you want to **sent money to** (“naar”).

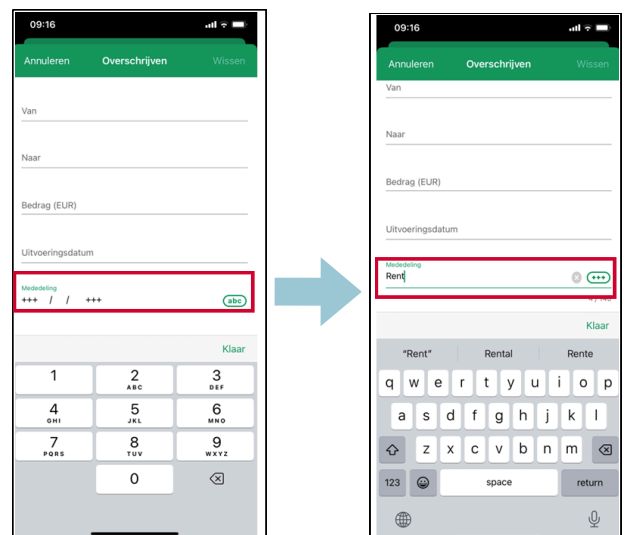


5. Enter the **amount of money** you want to transfer (“bedrag”) in **euro** (e.g. 20 euro).



6. Add a **communication** (“mededeling”) :

- **Structured (gestructureerd)**  
(+++.../.../..+++ ) (=> you can find this on the bill)
- **Or a free communication**



Module 10 - Online banking  
is now available on video !



[Click here](#) or scan the QR Code  
below to watch it:





UNIVERSITEIT  
GENT

**fedasil**  
FEDERAL AGENCY FOR THE  
RECEPTION OF ASYLUM SEEKERS



You have completed  
module 10- Online banking

