



UNIVERSITEIT  
GENT

**fedasil**  
FEDERAAL AGENTSCHAP VOOR  
DE OPVANG VAN ASIELZOEKERS



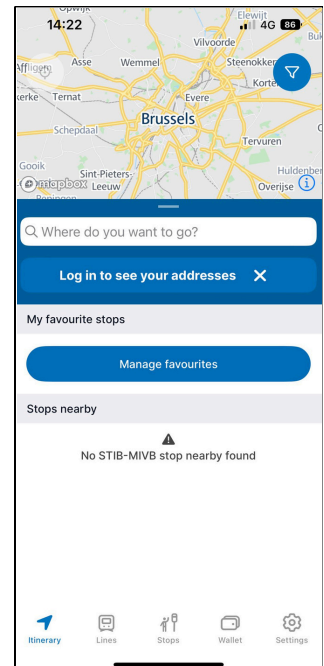
# MODULE 8

A. STIB-MIVB



## 1. Download the app STIB-MIVB

Download the app, or open Google and type “[www.stib.be](http://www.stib.be)”.

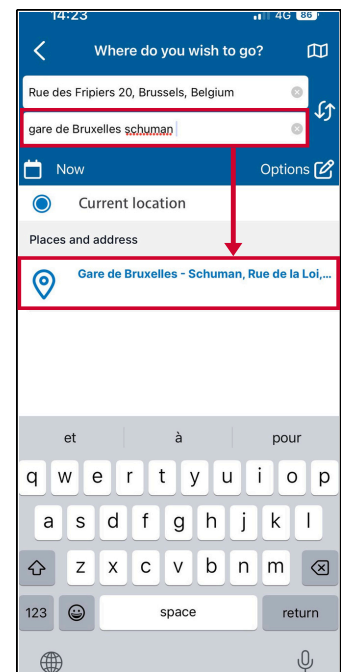
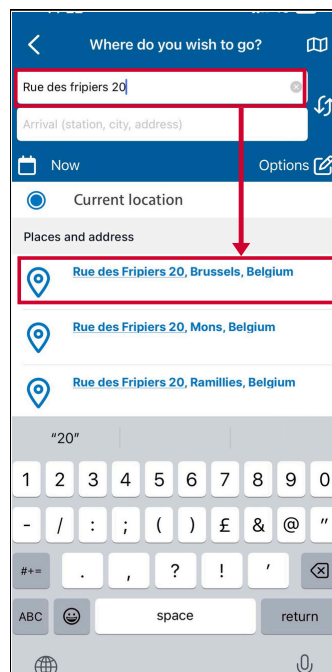
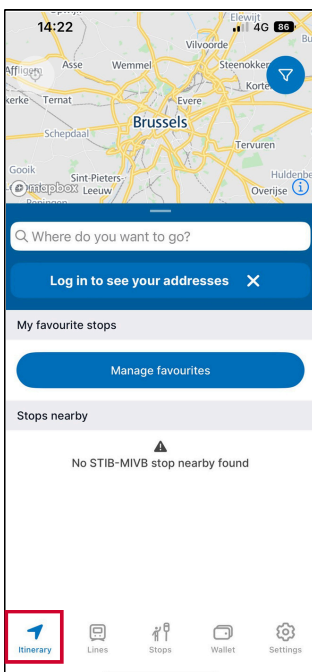


## 2. Planning your trip

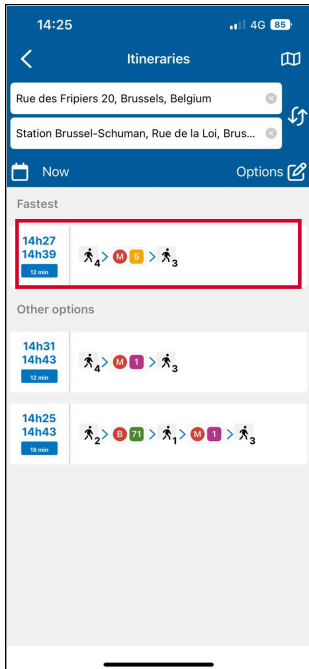
1. Click on “**Itinerary**”.

2. Type **starting point**.

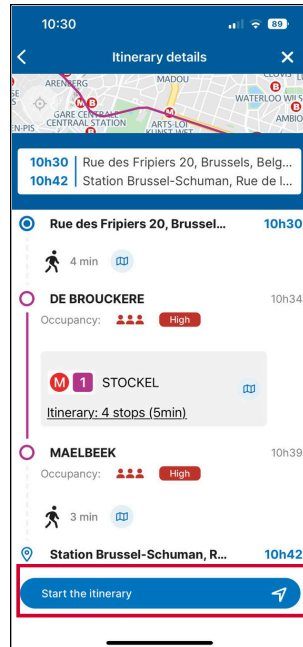
3. Type **destination**.



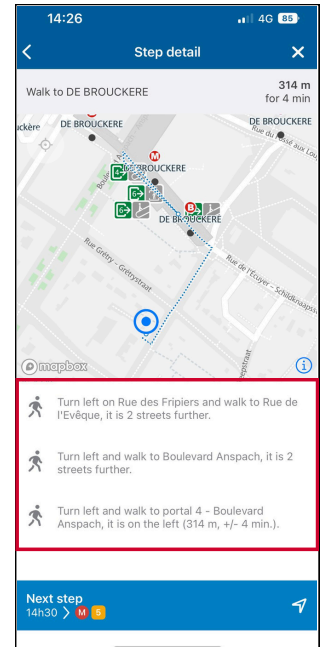
4. Pick a **schedule**.



5. Look at **details** and click on **“Start the itinerary”**.

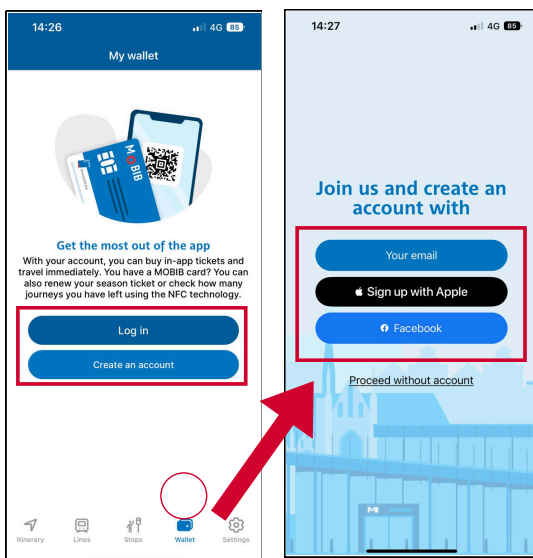


6. Look at the **itinerary by step**.

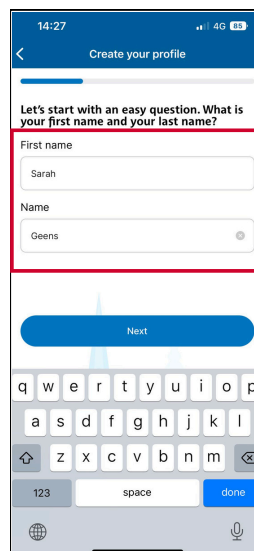


### 3. Buying a ticket

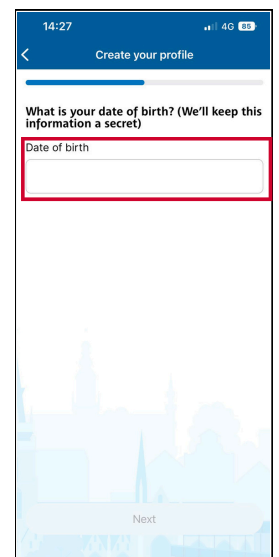
1. Click on **“Wallet”** and **make an account** or **log in**.




2. Type your **first name** and your **last name**.  
*These have to be the same names as on your identity card!*



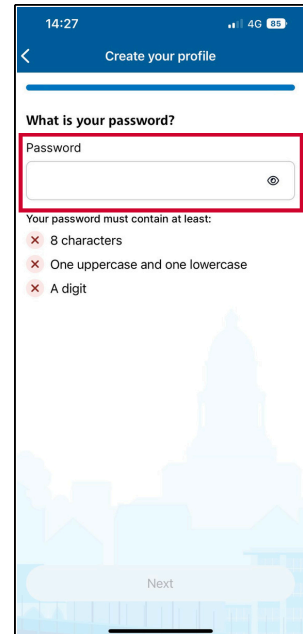
3. Type your **birth date**.



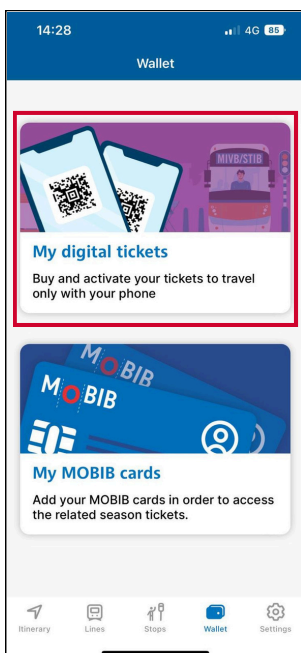
4. Type your **e-mail address**.



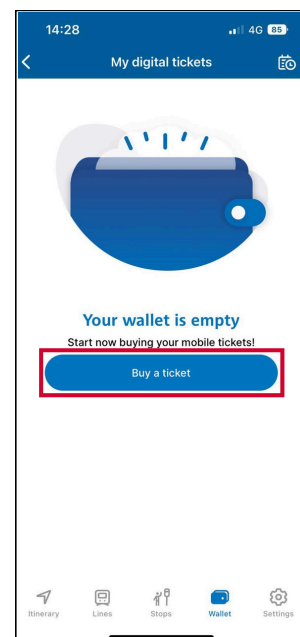
5. Type your **password**.



6. Click on **"My digital tickets"**.

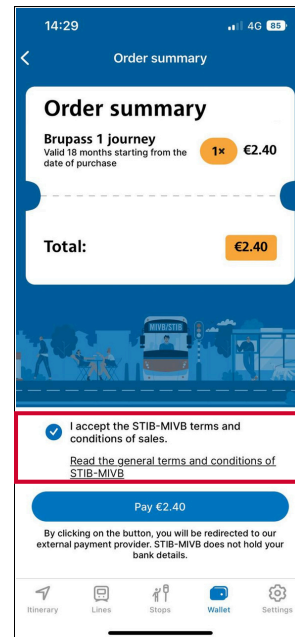
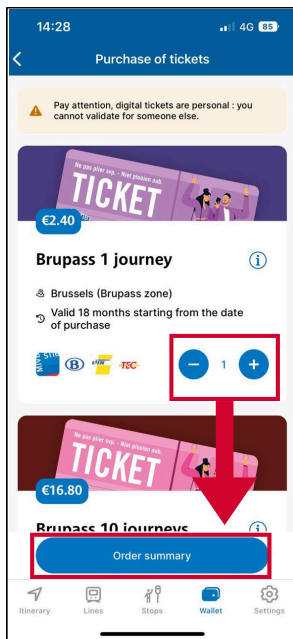


7. Click on **"Buy a ticket"**.

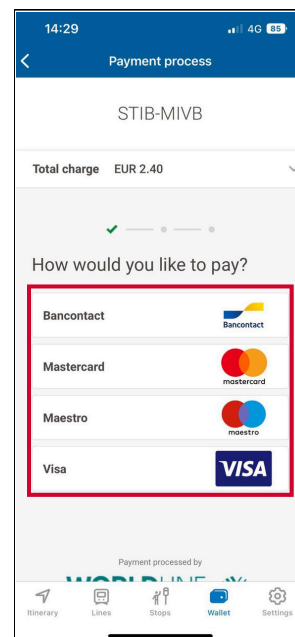
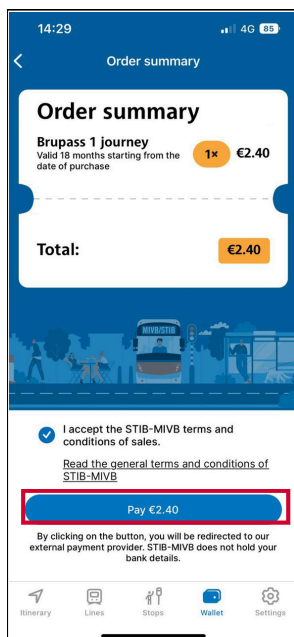


8. **Choose** your ticket, **quantity** and click on **“Order summary”**.  
(e.g. 1 journey ticket)

9. **Accept** the terms and conditions.



10. Click on **“Pay”** and select a **payment method**.



**Module 8.A - STIB-MIVB  
is now available on video !**



**[Click here](#) or scan the QR Code  
below to watch it:**





UNIVERSITEIT  
GENT

**fedasil**  
FEDERAAL AGENTSCHAP VOOR  
DE OPVANG VAN ASIELZOEKERS



**You have completed  
module 8.A - STIB-MIVB**

